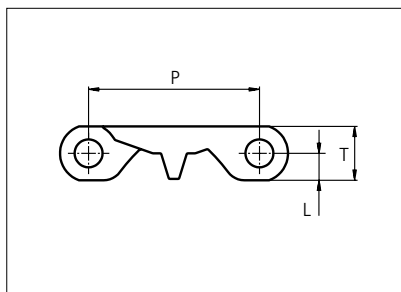




# Plastic Modular Belt

Series **uni MPB** Type **Closed**



Straight running belt  
 Nominal pitch: 50.8 mm (2.00 in)  
 Surface type: Flat  
 Surface opening: Closed  
 Backflex radius: 65.0 mm (2.6 in)  
 Pin diameter: 8 mm (0.31 in)

Belt material & color	POM-DI <span>W</span> <span>B</span>	PP <span>W</span> <span>B</span>	PE-I <span>N</span>		mm	in		mm	in	
	Pin material & color			PP <span>W</span>	PE <span>W</span>	P (Nominal)	50.8	2.00	T	16.0
					L	8.0	0.31	-	-	-

Belt width		Permissible tensile force (Belt/pin material)						Belt weight (Belt/pin material)						*Min. No. drive sprocket per shaft	Number of wear strips (Min. No.)	
		POM-DI/PP		PP/PP		PE-I/PE		POM-DI/PP		PP/PP		PE-I/PE			**Carry (pcs)	**Return (pcs)
mm	in	N	lbf	N	lbf	N	lbf	Kg/m	lb/ft	Kg/m	lb/ft	Kg/m	lb/ft			
152	6.0	4180	940	2432	547	1976	444	1.8	1.22	1.3	0.85	1.3	0.90	2	2	2
252	9.9	6930	1558	4032	906	3276	736	3.0	2.02	2.1	1.41	2.2	1.49	2	2	2
303	11.9	8333	1873	4848	1090	3939	885	3.6	2.42	2.5	1.69	2.7	1.79	3	3	2
353	13.9	9708	2182	5648	1270	4589	1032	4.2	2.82	2.9	1.97	3.1	2.09	3	3	2
403	15.9	11083	2491	6448	1450	5239	1178	4.8	3.22	3.3	2.25	3.5	2.38	3	3	2
454	17.9	12485	2807	7264	1633	5902	1327	5.4	3.63	3.8	2.53	4.0	2.68	4	4	2
504	19.8	13860	3116	8064	1813	6552	1473	6.0	4.03	4.2	2.81	4.4	2.98	4	4	2
554	21.8	15235	3425	8864	1993	7202	1619	6.6	4.43	4.6	3.09	4.9	3.28	4	4	2
605	23.8	16638	3740	9680	2176	7865	1768	7.2	4.84	5.0	3.37	5.3	3.58	5	5	3
655	25.8	18013	4049	10480	2356	8515	1914	7.8	5.24	5.4	3.65	5.8	3.87	5	5	3
706	27.8	19415	4364	11296	2539	9178	2063	8.4	5.65	5.9	3.94	6.2	4.18	5	5	3
756	29.8	20790	4674	12096	2719	9828	2209	9.0	6.05	6.3	4.22	6.7	4.47	6	6	3
806	31.7	22165	4983	12896	2899	10478	2355	9.6	6.45	6.7	4.50	7.1	4.77	6	6	3
857	33.7	23568	5298	13712	3082	11141	2504	10.2	6.85	7.1	4.78	7.5	5.07	6	6	3
907	35.7	24943	5607	14512	3262	11791	2651	10.8	7.25	7.5	5.06	8.0	5.36	7	7	4
957	37.7	26318	5916	15312	3442	12441	2797	11.4	7.65	7.9	5.34	8.4	5.66	7	7	4
1008	39.7	27720	6231	16128	3626	13104	2946	12.0	8.06	8.4	5.62	8.9	5.96	7	7	4
1058	41.7	29095	6541	16928	3805	13754	3092	12.6	8.46	8.8	5.90	9.3	6.26	8	8	4
1108	43.6	30470	6850	17728	3985	14404	3238	13.2	8.86	9.2	6.18	9.8	6.55	8	8	4
1159	45.6	31873	7165	18544	4169	15067	3387	13.8	9.27	9.6	6.46	10.2	6.85	8	8	4
1209	47.6	33248	7474	19344	4349	15717	3533	14.4	9.67	10.0	6.74	10.6	7.15	9	9	5

General belt tolerance is +0/-0.4% at 23°C/73°F. For exact belt width contact Customer Service.

\*Max. Load per Drive Sprocket. Belt material: POM-DI with snub roller 2000 N (450 lbf) without snub roller 1250 N (281 lbf).

\*\*Max. Spacing between wear strips, Carry: 152 mm (6 in); Return: 304 mm (12 in).



This Core Range datasheet represents our most valued products. For more options see our uni MPB standard range datasheets.

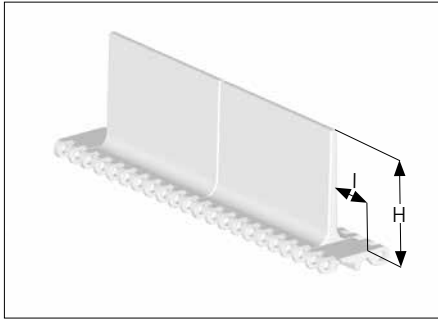
CORE RANGE

STRAIGHT RUNNING

PITCH 50.8 MM/2.00 IN

## Accessories

### Flight



Type	Material & color	H		I*		Link size	Width	
		mm	in	mm	in		mm	in
Flat	PP-I <span style="border: 1px solid black; padding: 0 2px;">W</span>	50.8	2.00	34.0	1.34	K600	151.0	5.94
		101.6	4.00					
		152.4	6.00					

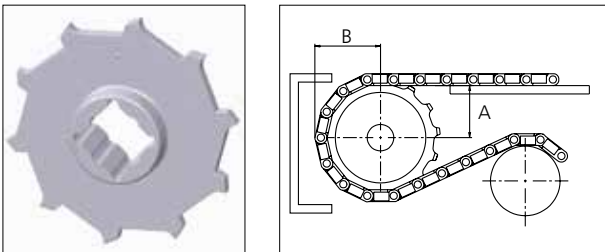
\*Flight rows have separate 34 mm wide edge links on both belt edges forming indents.

All rows with flights are locked with Y-lock: PP-I W

### Sprocket

No of teeth	Bore size				Overall diameter		Pitch diameter		Hub diameter		Dimension A		Dimension B		Single row/One way	Molded	PA6 LG
	Pilot bore	in	1.57	2.36													
		mm	40.0	60.0	mm	in	mm	in	mm	in	mm	in	mm	in			
Z08	✓		■		132.9	5.23	132.8	5.23	70.0	2.75	53.3	2.10	74.9	2.94	✓	✓	
Z10	<sup>1</sup> ✓		<sup>1</sup> ■	<sup>2</sup> ■	166.3	6.55	164.4	6.47	<sup>1</sup> 70.0 <sup>2</sup> 120.0	<sup>1</sup> 2.75 <sup>2</sup> 4.72	70.2	2.76	90.7	3.57	✓	✓	
Z12	<sup>1</sup> ✓		<sup>1</sup> ■	<sup>2</sup> ■	198.6	7.82	196.3	7.73	<sup>1</sup> 70.0 <sup>2</sup> 120.0	<sup>1</sup> 2.75 <sup>2</sup> 4.72	86.8	3.42	106.6	4.19	✓	✓	

#### ■ Molded sprocket



Width of sprocket = Single row: 42.3 mm (1.66 in)

Width of tooth = Single row: 9.5 mm (0.37 in)

Max. load per sprocket shown does not take bore size into account.

For correct sprocket position: See uni Assembly Instructions for uni MPB.

For more detailed sprocket information, contact Customer Service.

This Core Range datasheet represents our most valued sprockets.  
 For more sprocket options see our uni MPB standard range datasheets.

uni MPB Closed/160923



Expert advice, quality solutions and local service for all your belting needs  
[www.ammeraalbeltech.com](http://www.ammeraalbeltech.com)

**Ammeraal Beltech Modular A/S**  
 Hjulmagervej 21  
 DK-7100 Vejle

T +45 7572 3100  
 F +45 7572 3348  
 admin@unichains.com  
 www.unichains.com

This information is subject to alteration due to continuous development. Ammeraal Beltech will not be held liable for the incorrect use of the above stated information. This information replaces previous information. All activities performed and services rendered by Ammeraal Beltech are subject to general terms and conditions of sale and delivery, as applied by its operating companies.